

# DAILY Market Report



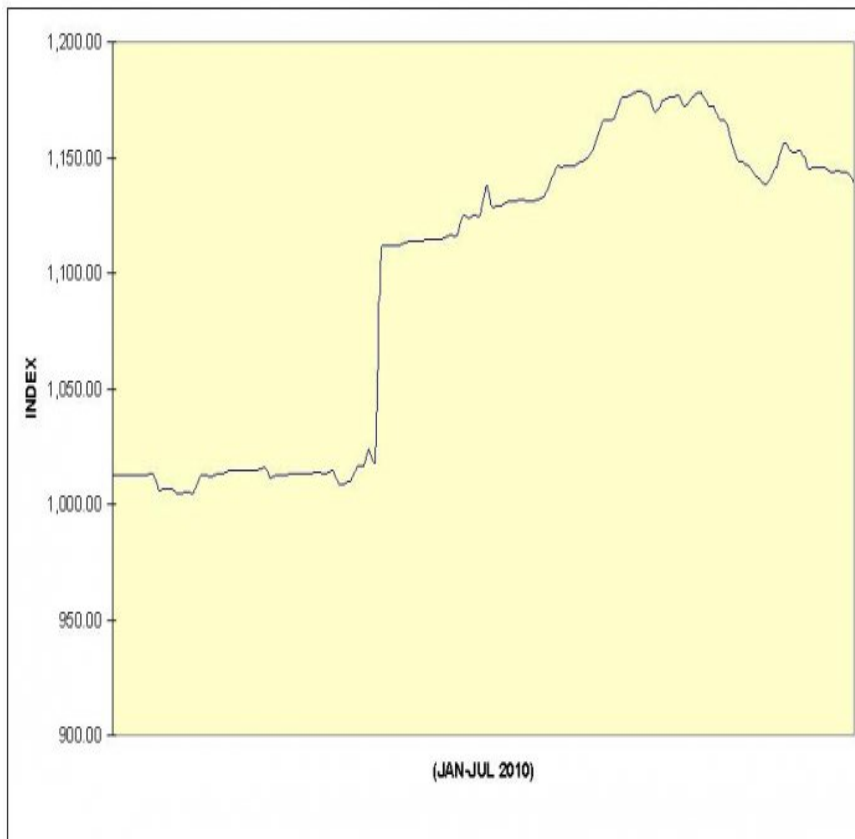
## Contact Information

Email: [nana.agyei@calbrokersghana.com](mailto:nana.agyei@calbrokersghana.com), [patrick@calbrokersghana.com](mailto:patrick@calbrokersghana.com)

Phone: +233244820308, +233244376574

**CAL Brokers**  
Member of the Ghana Stock Exchange

## CBL All-Share Index



## Market Recap

The market performance benchmark suffered its third consecutive drop within the week with a 1.27% loss to 6,445.07 points. The current value of the GSE All-Share Index represents a 15.66% return for the year.

A total of 165 deals were executed on the GSE and the transactions involved 326,355 shares representing a 76.72% rise from the last market volume. A total sum of GHS315,457.59 was realized from these trades and this is more than four times the previous market value. GCB dominated the session with 55.55% and 87.67% of the overall market turnover and value respectively.

Nine of the days active stocks saw variations in the prices with the laggards outpacing the advancers. .BOPP together with SIC and UNIL went up in value while SCB experienced its first depreciation since May. AYRTN, EIC, GCB, HFC as well as SG-SSB were the other

## Issue Date

**JULY 8, 2010**


## Recommended Stocks

**BOPP  
CAL  
ETI  
GCB  
SIC**

## Economic Indicators

GDP(2009)	4.70%
BoG Policy Lending Rate	15.00%
Inflation (May'10)	10.68%
InterBank Interest Rate (08/07/2010)	13.15%
GHS/US\$	1.4294
GHS/GB£	2.1679
GHS/EU€	1.8088

**i-BROKER**



## WEB TRADING

Online trading terminal via your browser

[Click Here](#)

losers.

### GHANA STOCK EXCHANGE REVIEW

CBL All-Share Index Opening	1,143.41
CBL All-Share Index Closing	1,139.38
Change in CBL All-Share Index	(4.03)
GSE All-Share Index Opening	6,528.28
GSE All-Share Index Closing	6,445.07
Change in GSE All-Share Index	(83.21)
Avg. Market P/E(x) (25 Equities)	12.56
Total Volume	326,355
Total Value (GHS)	315,457.59
Capitalization (GHS m)	18,107.52

### PRICE CHANGES

*Bulls*

EQUITY	OPENING (GHS)	CLOSING (GHS)	% Δ
SIC	0.33	0.34	3.03
UNIL	3.60	3.65	1.39
BOPP	0.73	0.75	1.35

*Bears*

EQUITY	OPENING (GHS)	CLOSING (GHS)	% Δ
GCB	1.56	1.52	(2.50)
HFC	0.59	0.57	(3.39)
SG-SSB	0.56	0.54	(3.57)
EIC	1.67	1.60	(4.19)
SCB	42.90	40.55	(5.48)
AYRTN	0.17	0.16	(5.88)

### FIVE HIGHEST TRADED EQUITIES

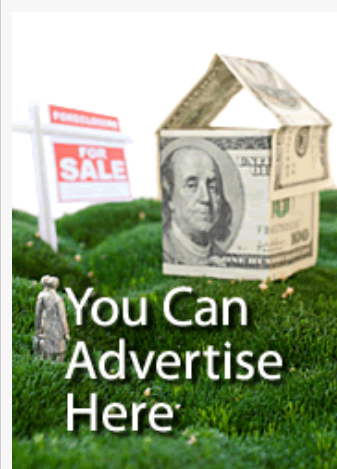
EQUITY	BIDS	OFFERS	TRADE	VALUE (GHS)



World Class Websites  
Web Applications  
Mobile Solutions

[Click here](#)

**nCodedev Labs**



You Can  
Advertise  
Here

GCB	182,103	182,403	181,303	276,612.68
CPC	677,900	52,000	47,900	958.00
SIC	41,917	43,117	40,617	13,531.61
ETI	64,400	236,600	11,900	1,785.00
AYRTN	158,000	8,100	8,100	1,296.00

## DIVIDENDS SCHEDULE

EQUITY	DPS (GHS)	QUALIFYING DATE	PAYMENT DATE
ETI	US0.003	JUNE 24, 2010	JULY 9, 2010
GOIL	0.0104	JUNE 23, 2010	JULY 23, 2010
TOTAL	0.7129	JULY 22, 2010	JULY 30, 2010
UNIL	0.2128	JULY 14, 2010	AUGUST 27, 2010
SWL	0.0060	AUGUST 6, 2010	SEPTEMBER 15, 2010

DPS stands for Dividend Per Share

## UPCOMING EVENTS

COMPANY	EVENT	DATE
UNILEVER GHANA LTD	AGM	JULY 27, 2010
SAM-WOODE LIMITED	AGM	AUGUST 12, 2010

AGM stands for Annual General Meeting

If you no longer wish to receive newsletters from CAL Brokers Ghana Ltd, please [unsubscribe here](#).

This report is based upon information from various sources that we believe are reliable. However, no representation is made that it is accurate or complete. This report is not an offer to buy or sell, nor a solicitation to buy or sell, nor a solicitation to buy or sell the securities mentioned therein. This report is provided solely for the information of clients of CAL Brokers Limited (CBL) who are expected to make their own investment decisions without sole reliance on this report. CBL accepts no liability for any direct or consequential loss arising from any use of this report or its contents. Investments can fluctuate in price and value and the investor may get back less than was originally invested. Changes in rates of exchange may have an adverse effect on the value of the investment. Past performance is not necessarily a guide to future performance. It may be difficult for the investor to sell or realize the investment or to obtain reliable information about its value or the risk to which it is exposed. CBL, or persons involved in the preparation or issuance of this material, may from time to time, buy or sell the securities of the companies mentioned therein. This information has been issued by CBL, which is licensed by the SEC and the GSE. CBL is a subsidiary of CAL Bank Limited.

This eNewsletter is Powered By nCodeDev Labs