

DAILY Market Report



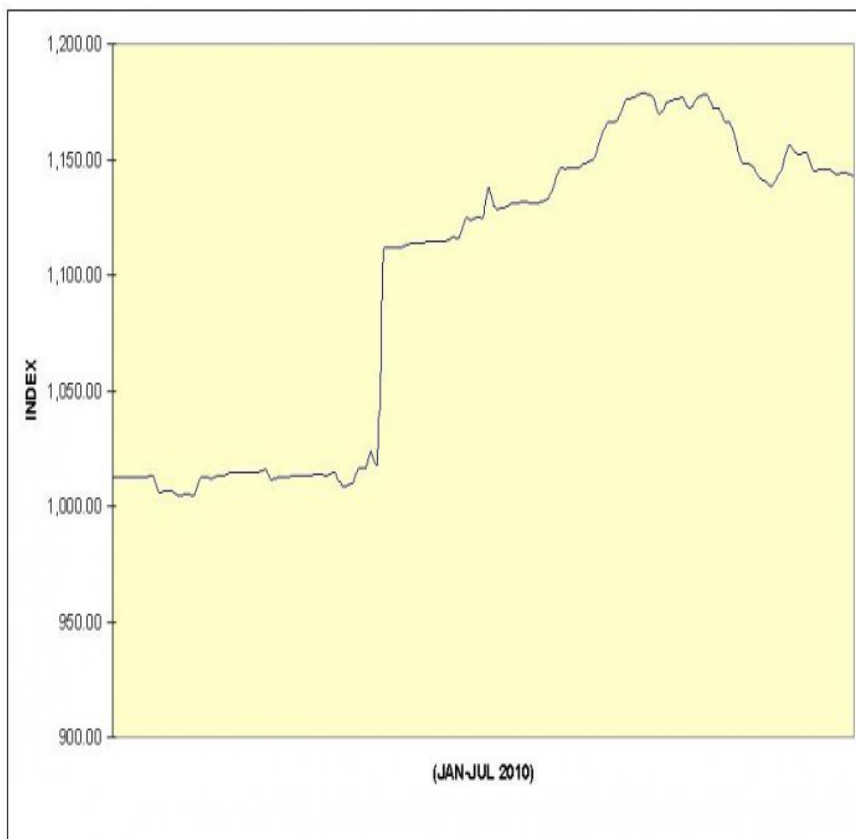
Contact Information

Email: nana.agyei@calbrokersghana.com, patrick@calbrokersghana.com

Phone: +233244820308, +233244376574

CAL Brokers
Member of the Ghana Stock Exchange

CBL All-Share Index



Market Recap

GSE All-Share Index persisted with its previous decline with a 0.26% loss to 6,528.28 points representing a 17.16% year-to-date gain..

Trading results indicate a relatively thin output as 184,674 valued at GHS76,936.25 changed hands on the local stock market. This represents a 56.96% drop from the last market turnover as well as a 58.06% dip from the previous session's market value. SIC emerged as the most liquid stock for the day with a 63.04% and 49.95% share of the total market volume and value respectively.

The session produced three price movements and the affected stocks were all laggards. FML and GCB shed 0.39% and 0.64% respectively while SG-SSB came up as the worst hit for the day with a 5.08% drop.

Issue Date

JULY 7, 2010


Recommended Stocks

**BOPP
CAL
ETI
GCB
SIC**

Economic Indicators

GDP(2009)	4.70%
BoG Policy Lending Rate	15.00%
Inflation (May'10)	10.68%
InterBank Interest Rate (7/7/2010)	13.15%
GHS/US\$	1.4279
GHS/GB£	2.1575
GHS/EU€	1.7959

i-BROKER



WEB TRADING

Online trading terminal via your browser

[Click Here](#)

In corporate news, SWL has announced a final dividend of GHS0.0060 per share in respect of the 2009 financial year. The announced dividend would be paid on September 15, 2010 to shareholders who will be in the company's register on August 6, 2010.

GHANA STOCK EXCHANGE REVIEW

CBL All-Share Index Opening	1,144.25
CBL All-Share Index Closing	1,143.41
Change in CBL All-Share Index	(0.84)
GSE All-Share Index Opening	6,544.50
GSE All-Share Index Closing	6,528.28
Change in GSE All-Share Index	(17.22)
Avg. Market P/E(x) (25 Equities)	12.64
Total Volume	184,674
Total Value (GHS)	76,936.25
Capitalization (GHS m)	18,171.60

PRICE CHANGES

Bulls

EQUITY	OPENING (GHS)	CLOSING (GHS)	% Δ
CPC	0.01	0.02	100.00
BOPP	0.73	0.74	1.37

There Were No Bears

FIVE HIGHEST TRADED EQUITIES

EQUITY	BIDS	OFFERS	TRADE	VALUE (GHS)
SIC	152,010	131,710	116,410	38,427.00
ETI	24,148	247,348	20,648	3,097.20
CAL	27,664	76,464	15,564	4,357.92
GCB	21,504	11,904	11,704	18,268.24
BOPP	16,200	12,600	9,600	7,104.00

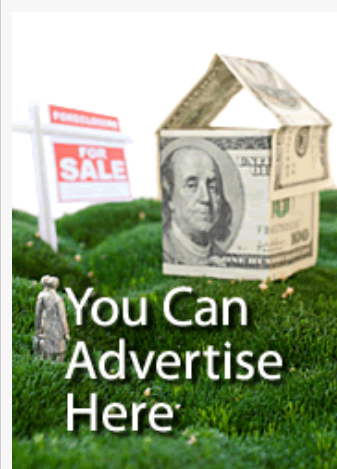
DIVIDENDS SCHEDULE



World Class Websites
Web Applications
Mobile Solutions

[Click here](#)

nCodedev Labs



You Can
Advertise
Here

EQUITY	DPS (GHS)	QUALIFYING DATE	PAYMENT DATE
ETI	US0.003	JUNE 24, 2010	JULY 9, 2010
GOIL	0.0104	JUNE 23, 2010	JULY 23, 2010
TOTAL	0.7129	JULY 22, 2010	JULY 30, 2010
UNIL	0.2128	JULY 14, 2010	AUGUST 27, 2010
SWL	0.0060	AUGUST 6, 2010	SEPTEMBER 15, 2010

DPS stands for Dividend Per Share

UPCOMING EVENTS

COMPANY	EVENT	DATE
UNILEVER GHANA LTD	AGM	JULY 27, 2010
SAM-WOODE LIMITED	AGM	AUGUST 12, 2010

AGM stands for Annual General Meeting

If you no longer wish to receive newsletters from CAL Brokers Ghana Ltd, please [unsubscribe here](#).

This report is based upon information from various sources that we believe are reliable. However, no representation is made that it is accurate or complete. This report is not an offer to buy or sell, nor a solicitation to buy or sell, nor a solicitation to buy or sell the securities mentioned therein. This report is provided solely for the information of clients of CAL Brokers Limited (CBL) who are expected to make their own investment decisions without sole reliance on this report. CBL accepts no liability for any direct or consequential loss arising from any use of this report or its contents. Investments can fluctuate in price and value and the investor may get back less than was originally invested. Changes in rates of exchange may have an adverse effect on the value of the investment. Past performance is not necessarily a guide to future performance. It may be difficult for the investor to sell or realize the investment or to obtain reliable information about its value or the risk to which it is exposed. CBL, or persons involved in the preparation or issuance of this material, may from time to time, buy or sell the securities of the companies mentioned therein. This information has been issued by CBL, which is licensed by the SEC and the GSE. CBL is a subsidiary of CAL Bank Limited.

This eNewsletter is Powered By nCodeDev Labs